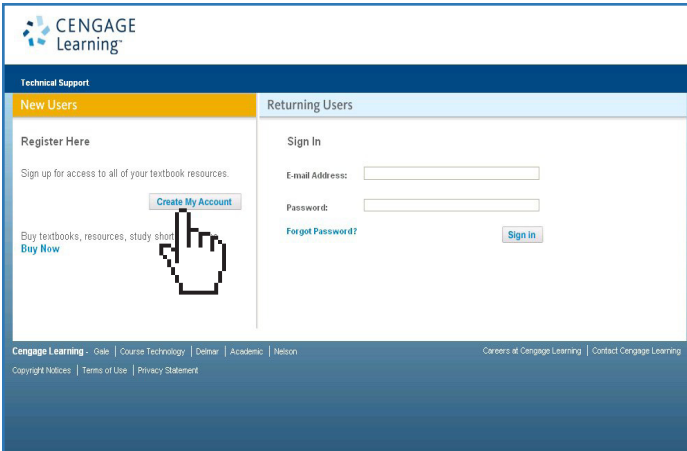


How to Create a Faculty Account

Almost everything you need to teach your course is found on a single personalized website requiring just one login, password, and web address. You can easily access both instructor and student resources across Cengage Learning.

www.cengage.com/login



Technical Support

New Users | Returning Users

Register Here

Sign up for access to all of your textbook resources.

[Create My Account](#)

Buy textbooks, resources, study aids. [Buy Now](#)

Sign In

E-mail Address:

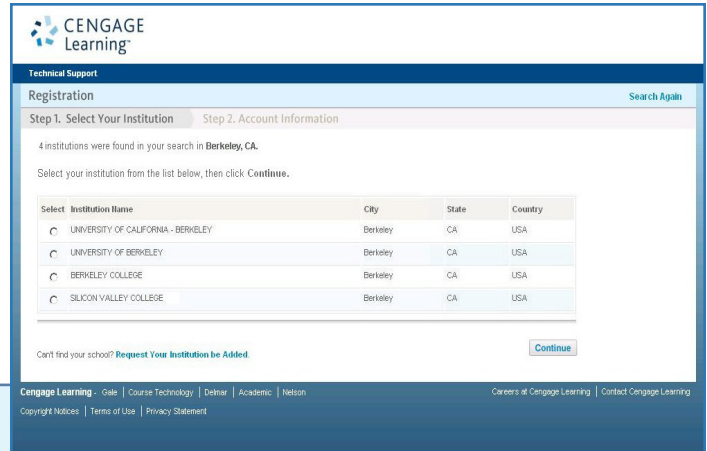
Password:

[Forgot Password?](#) [Sign In](#)

Cengage Learning - [Gale](#) | [Course Technology](#) | [Delmar](#) | [Academic](#) | [Nelson](#) | [Careers at Cengage Learning](#) | [Contact Cengage Learning](#)

[Copyright Notices](#) | [Terms of Use](#) | [Privacy Statement](#)

- ▶ Go to www.cengage.com/login and click “Create My Account.” On the next screen, select “Instructor.”



Technical Support

Registration [Search Again](#)

Step 1. Select Your Institution | Step 2. Account Information

4 institutions were found in your search in **Berkeley, CA**.

Select your institution from the list below, then click **Continue**.

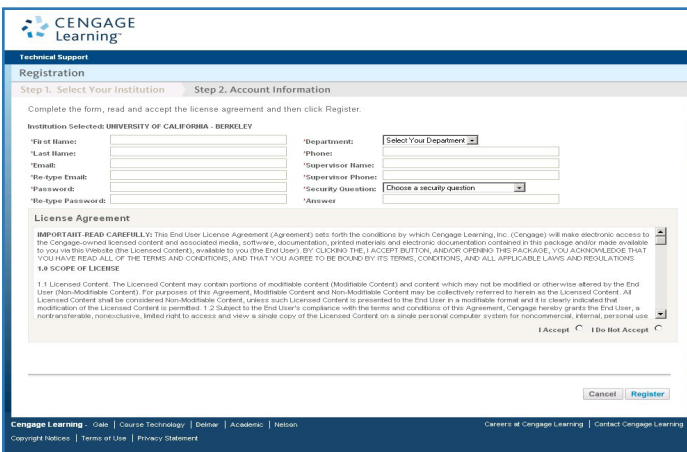
Select	Institution Name	City	State	Country
<input type="radio"/>	UNIVERSITY OF CALIFORNIA - BERKELEY	Berkeley	CA	USA
<input type="radio"/>	UNIVERSITY OF BERKELEY	Berkeley	CA	USA
<input type="radio"/>	BERKELEY COLLEGE	Berkeley	CA	USA
<input type="radio"/>	SILICON VALLEY COLLEGE	Berkeley	CA	USA

Can't find your school? [Request Your Institution be Added](#). [Continue](#)

Cengage Learning - [Gale](#) | [Course Technology](#) | [Delmar](#) | [Academic](#) | [Nelson](#) | [Careers at Cengage Learning](#) | [Contact Cengage Learning](#)

[Copyright Notices](#) | [Terms of Use](#) | [Privacy Statement](#)

- ▶ Select an institution type and click “Search.” On the next screen, select your institution and click “Continue.”



Technical Support

Registration

Step 1. Select Your Institution | Step 2. Account Information

Complete the form, read and accept the license agreement and then click Register.

Institution Selected: UNIVERSITY OF CALIFORNIA - BERKELEY

*First Name: *Department:

*Last Name: *Phone:

*Email: *Supervisor Name:

*Re-type Email: *Supervisor Phone:

*Password: *Security Question:

*Re-type Password: *Answer:

License Agreement

IMPORTANT-READ CAREFULLY: This End User License Agreement (Agreement) sets forth the conditions by which Cengage Learning, Inc. (Cengage) will make electronic access to the Cengage-owned content and associated media, software, documentation, printed materials and electronic documentation contained in this package and/or made available to you via this Website (the Licensed Content), available to you (the End User), BY CLICKING THE ACCEPT BUTTON, AND/OR OPENING THIS PACKAGE, YOU ACKNOWLEDGE THAT YOU HAVE READ ALL OF THE TERMS AND CONDITIONS, AND THAT YOU AGREE TO BE BOUND BY ITS TERMS, CONDITIONS, AND ALL APPLICABLE LAWS AND REGULATIONS.

1.6 SCOPE OF LICENSE

1.1 Licensed Content. The Licensed Content may contain portions of modifiable content (Modifiable Content) and content which may not be modified or otherwise altered by the End User (Non-Modifiable Content). For purposes of this Agreement, Modifiable Content and Non-Modifiable Content may be collectively referred to herein as the Licensed Content. All Licensed Content shall be considered Non-Modifiable Content, unless such Licensed Content is presented to the End User in a modifiable format and it is clearly indicated that modification of the Licensed Content is permitted. 1.2 Subject to the End User's compliance with the terms and conditions of this Agreement, Cengage hereby grants the End User, a non-transferable, non-exclusive, irrevocable right to access and view a single copy of the Licensed Content on a single personal computer system for non-commercial, internal, personal use.

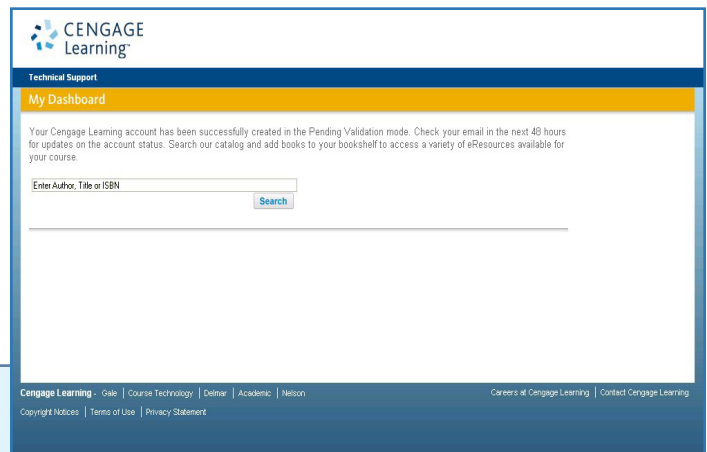
I Accept I Do Not Accept

[Cancel](#) [Register](#)

Cengage Learning - [Gale](#) | [Course Technology](#) | [Delmar](#) | [Academic](#) | [Nelson](#) | [Careers at Cengage Learning](#) | [Contact Cengage Learning](#)

[Copyright Notices](#) | [Terms of Use](#) | [Privacy Statement](#)

- ▶ Enter your account information and click “Continue.” Next, agree to the license agreement, and click “Register.”



Technical Support

My Dashboard

Your Cengage Learning account has been successfully created in the Pending Validation mode. Check your email in the next 48 hours for updates on the account status. Search our catalog and add books to your bookshelf to access a variety of eResources available for your course.

Enter Author, Title or ISBN [Search](#)

Cengage Learning - [Gale](#) | [Course Technology](#) | [Delmar](#) | [Academic](#) | [Nelson](#) | [Careers at Cengage Learning](#) | [Contact Cengage Learning](#)

[Copyright Notices](#) | [Terms of Use](#) | [Privacy Statement](#)

- ▶ Your Cengage Learning faculty account has been successfully created and is pending validation. You will receive an email notification within 48 hours as soon as your account is active. You can add any title to your bookshelf, and it will be available upon validation of your account.

Once your faculty account is active, you can add any title and most accompanying textbook eResources. A “Quick Tour” link is provided to walk you through how to load titles and access the eResources. If you experience technical issues, please contact technical support at www.cengage.com/support.